

LP[®] 650

Simply designed to be shared.



EASY TO SUPPORT new projector design with standardized keypads, menus and interchangeable remotes—easy to use, easy to share, easy to support

COLOR-CODED CONNECTIONS color-coded cables and velcro straps plug into matching color-coded ports

BRIGHT, CAPTIVATING IMAGES 2500 max ANSI lumens (standard mode); 2000 max ANSI lumens (whisper mode) fill the screen producing bright, captivating images

WHISPER QUIET 35dB (standard mode) ensure the only thing heard is your message—or switch to whisper mode and experience 33dB with an extended lamp life of 3000 hours

PROJECTORNET™ manage the LP650 over your corporate network

FLEXIBLE IMAGE PLACEMENT the zoom lens allows a change in image size of up to 40% so images fit the screen perfectly from wherever the projector is located



InFocus® LP®650

WHERE SOPHISTICATED DESIGN MEETS SIMPLE CONTROL

The LP650 was designed around a new way of thinking and it's like nothing you've ever seen before in projector design. An intuitive standardized keypad with everything users need, right on top of the projector. No need for directions, manuals, or IT support calls. With color-coded connections and cables users can connect the projector in seconds. The keypad is grouped by function and simple to use—whether users want power, source selection or fine-tuning. And for further ease of operation, users can rely on intuitive, icon-based menus—they simply scroll and select. Standardized, interchangeable remotes mean seamless projector control across all InFocus projectors. What's more, a built-in handle makes it easy for anyone to carry the projector or switch rooms at a moment's notice. With the LP650, choosing to standardize on InFocus, the

worldwide leader in digital projection, couldn't be an easier choice.

FULLY EQUIPPED AND LOADED WITH OPTIONS

The InFocus LP650 has it all. Connect up to five sources simultaneously—2 computer, 3 video for seamless switching and simple content integration. With the optical zoom lens on the LP650—flexibility in image size and projector placement have never been easier. Images can be enlarged up to 40% in size with the 1.4:1 optical zoom lens—and

with the digital pan/zoom users can highlight an area of the screen at the touch of a button. The LP650 ships standard with the Conductor™ Plus remote, one of three new optional remotes to make projector control seamless. The LP650 also ships with a new molded case that organizes the projector and accessories like a toolbox, putting an end to missing parts

Digital/Analog Computer
mouse and flash with audio



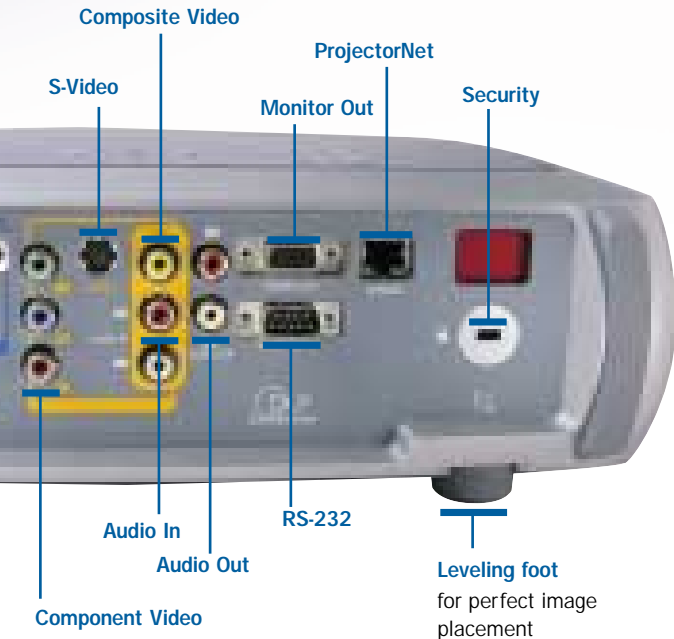
and cables. Using the color-coded slots for cables and parts—the user can quickly pack everything into the case. Anyone using the projector will know at a glance if something is missing.

INTEGRATING INTO YOUR WORLD

With InFocus ProjectorNet™ software, you can command and control the LP650 over your existing networks. Designed as a snap-in to the Microsoft® Management Console, InFocus ProjectorNet provides unique control features allowing for centralized



simply designed to be shared



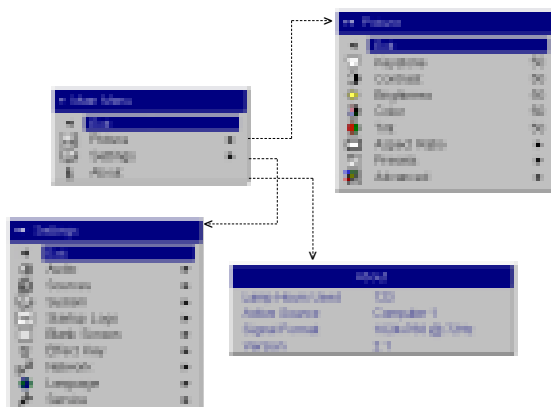

DELIVERING THE FUTURE

Users count on you to bring them the latest technology. Only InFocus delivers projectors that are compatible with tomorrow. The LP650 uses the newest DLP™ technology from Texas Instruments—a .7" DMD with Double Data Rate (DDR) chip that delivers twice the contrast ratio of other projectors in its class, yielding sharp, colorful images. The LP650 includes cutting-edge technology that allows for future upgrades to InFocus wireless connectivity.

SOPHISTICATED CONTROL AND COMMUNICATION

Exclusive ProjectorManager™ control software allows projector control via the PC. Adjust control source, color, tint, brightness and keystone quickly and easily from the computer. Users can now enhance presentation effects or even customize logos and startup screens. And should users need IT support, ProjectorManager sends a snapshot of the projector information. ProjectorManager even provides the ability to freeze the projected image for changes without distracting others looking at the screen. With an InFocus projector, users are always in control.

management. Troubleshoot and control projector functions such as power-off to save lamp life—all from a single PC. Reducing total cost of ownership and reducing support time spent managing multiple projectors has never been easier. InFocus ProjectorNet means instant access to all networked projectors from your server or dedicated help desk.



SOMETHING FOR EVERYONE

The new InFocus LP650 will change the way your organization shares information. Users will be self-sufficient, taking advantage of easy projector setup and configuration. Everyone will benefit from the simple, standardized interface. And collaboration with the LP650 will quickly become a vital part of every effective meeting. Outfitting your conference rooms with the right projection solution has never been easier.



LEADERSHIP BUILT ON QUALITY

InFocus Corporation is the worldwide leader in digital projection. That's why the most demanding businesses insist on InFocus for unquestionable reliability engineered into the most streamlined machine.

SERVICE YOU CAN COUNT ON

For outstanding service and support that's there when you need it, InFocus Corporation's service programs offer you peace of mind — it's customer care you can count on. For more information on service program details for your region, please visit

www.infocus.com/service/service_offerings



Exclusive InFocus Organizer molded carry case

Ships Standard With Projector:

- Exclusive InFocus Organizer molded carry case
- Conductor™ Plus full-featured remote with laser pointer
- Color coded cable straps
- M1-DA analog computer cable with USB
- 3.5mm computer audio cable
- RCA audio/video cable
- Power cord
- User manual, quick start card and CD

Optional Accessories

CA-ATA-013	ATA Shipping Case
CASE-801	Deluxe Travel Case
SP-DVI-CARD	Digital/Analog Interface Card
SP-DVI-D	Digital Computer Cable
HW-PRESENTER	Presenter™ remote with laser
HW-INTEGRATOR	Integrator™ systems remote with laser
HW-RF-POCKTPNT	Mind Path™ RF remote
SP-CEIL-005	Ceiling Mount Kit
SP-LTMT-PLT	False Ceiling Plate
SP-LTMT-EXTP	Mounting Extension Arm
SP-LOCK	Guardian Projector Cable Lock
A650	50" Portable Projection Screen
HW-DLXSCRN	60" Deluxe Insta-Theatre Screen
HW-WALLSCR84	84" Pull-Down Screen
SP-LAMP-006	Replacement Lamp



TECHNICAL SPECIFICATIONS

Native Resolution	• XGA 1024 x 768
Display Technology	• DLP™ by Texas Instruments 0.7" XGA DMD DDR
Input Sources	• Computer 1 (M1-DA with 3.5mm audio), Computer 2 (VESA with 3.5mm audio), Video 1 (S-Video), Video 2 (RCA), Video 3 (Component RCA), Stereo audio (RCA), RS-232, NIC (RJ45)
Output Sources	• Stereo audio (RCA), monitor out (VESA)
Computer Compatibility	• SXGA, XGA, SVGA, VGA, Macintosh®, 1080i/720p HDTV
Video Compatibility	• Full NTSC, PAL, SECAM, EDTV (480p, 576p), HDTV (720p, 1080i)
Brightness	• 2500 max ANSI lumens (standard mode); 2000 max ANSI lumens (whisper mode)
Brightness Uniformity	• +30/-40
Contrast Ratio	• 800:1
Number of Colors	• 16.7 million colors
H-Synch Range	• 50 – 117 Hz
V-Synch Range	• 50 – 85 Hz
Dot Clock:	• 135 MHz
Lens Shift	• Fixed, 115% image offset (fixed)
Digital Keystone Correction	• +/- 20 degrees
Projection Lens	• Manual zoom and focus lens
Zoom Ratio	• 1.4:1
Throw Ratio	• 0.48 – 0.67:1 (Diagonal Image/Distance) • 1.88 – 2.63:1 (Horizontal Image/Distance)
Minimum Projection Distance	• 5'/1.5 m
Maximum Projection Distance	• 32.8'/10.0m
Aspect Ratio	• 4:3
Image size (diagonal)	• 2.4' to greater than 22'/0.7m to greater than 6.7m
Projection Methods	• Front, rear and ceiling
Audio	• 2 x 2-Watt stereo audio
Projector Control	• Menu, Keypad, ProjectorManager, RS-232, NIC (RJ45)
Mouse Control	• USB
Lamp	• 250-Watt UHP/2000 hours* (standard mode); 200-Watt UHP/3000 hours* (whisper mode)
Dimensions (standard)	• 4.3" (H) x 13.8" (W) x 12.8" (L) • 110mm (H) x 351mm (W) x 325mm (L)
Weight (standard)	• 9.35 lbs/4.24 kg
Power Consumption	• 350 Watts
Power Supply	• 100V–240V at 50–60 Hz
Operating Temperature	• 10° to 35° C at sea level (0 to 10,000'); 50° to 95° F
Menu Languages	• English, Spanish, French, German, Japanese, Korean, Portuguese, Italian, Norwegian, Russian, Simplified Chinese, Traditional Chinese
Audible Noise	• 35dB (standard mode); 33dB (whisper mode)
Approvals	• UL, CSA, TUV, C Tick, NOM, MIC, GOST, IRAM, CCC, S-JQA, FCC A, EN55022, ICES-003
Lamp Warranty	• 90 days or 500 hours, whichever comes first
Warranty	• 2 years parts and labor


* Actual lamp life may vary based on the ambient environment. Conditions that may effect lamp life include temperature, altitude, or switching between standard and low power modes.

PROJECTION DISTANCE/IMAGE SIZES*

Distance to Screen	Min. Diag. Image Size		Max. Diag. Image Size		Min. Horiz. Image Size		Max. Horiz. Image Size		
	Throw Ratio: 0.48				Throw Ratio: 0.67		Throw Ratio: 2.63		Throw Ratio: 1.88
5.0'	1.5m	2.4'	0.7m	3.4'	1.0m	1.9'	0.6m	2.7'	0.8m
10.0'	3.0m	4.8'	1.5m	6.7'	2.0m	3.8'	1.1m	5.3'	1.6m
15.0'	4.6m	7.2'	2.2m	10.1'	3.1m	5.7'	1.7m	8.0'	2.4m
20.0'	6.1m	9.6'	2.9m	13.4'	4.1m	7.6'	2.3m	10.6'	3.2m
30.0'	9.1m	14.4'	4.4m	20.1'	6.1m	11.4'	3.5m	15.9'	4.8m
32.8'	10.0m	15.7'	4.8m	22.0'	6.7m	12.5'	3.8m	17.4'	5.3m

* Metric conversions are approximate.

Call InFocus or your dealer today to arrange a demonstration.



www.infocus.com

InFocus Corporate Headquarters:
27700B SW Parkway Avenue • Wilsonville, Oregon 97070-9215, USA
Phone: 503-685-8888 • 1-800-294-6400 • Fax: 503-685-8887

InFocus International BV:
Strawinskylaan 585 • 1077 XX Amsterdam • The Netherlands
Phone: (31) 20 5792000 • Fax: (31) 20 5792999
Freephone: 008000 4636287 (008000 INFOCUS)

In Asia: 238A Thomson Road • #18-01/04 Novena Square
Singapore 307684 • Telephone: (65) 6334-9005 • Fax: (65) 6333-4525

InFocus and LP are registered trademarks of InFocus Corporation. All other trademarks are used with permission or are for identification purposes only and are the property of their respective companies. ©2002 InFocus Corporation. All rights reserved. 12/02. 805-0651-05. LP650_DS_E.qxd